





**BELGARD**  
PAVES THE WAY







STEVENS RESIDENCE


DRAWN DL  
CHECKED DL  
DATE JULY 2017






# YOUR JOURNEY STARTS HERE

# TABLE OF CONTENTS



4	Style Guide
18	Inspiration
 36	Pavers & Slabs
 80	Walls
 100	Fire Features
 112	Accessories
 130	Product Specifications



# 84

*Belair Wall in Sillex Blend  
Lafitt Rustic Slab in Sillex Blend*

**NOTE:** Belgard® can not guarantee printed color swatches will match actual product. All colors shown are approximate representations of the standard product. Actual colors may vary slightly due to batch variances and environmental conditions at time of photography. Actual sizes may vary by region. Please contact your local Belgard representative for accurate samples, availability and pricing.



64



*Provence Slab  
in Niagara Gray*

77



*Quarziti 2.0 in Glacier*

*Holland Stone*

117



*Landings Step in Natural*

# TIMELESS & TRENDING







## THE ESSENCE OF OUTDOOR LIVING.

---

The primary goal in designing an outdoor living room is to create a space that invites you to spend time outdoors. Whether you enjoy entertaining large groups or prefer an intimate space for curling up with a good book, Belgard® is your source for patio designs that bring the outdoors to life.



Follow Belgard on Pinterest at  
[Pinterest.com/Belgard](https://www.pinterest.com/Belgard)

**RANDOM EDGE  
SILHOUETTES ARE  
RETURNING TO FOCUS IN  
CONTEMPORARY WAYS**

*Pictured: Mega-Arbel Patio Slab*



# NATURAL CONNECTION. CONTEMPORARY FOCUS.



**ENTANGLEMENT  
BETWEEN PAVERS  
AND NATURAL  
LANDSCAPES IS A  
GROWING DESIGN TREND.**

*Pictured: Turfstone*



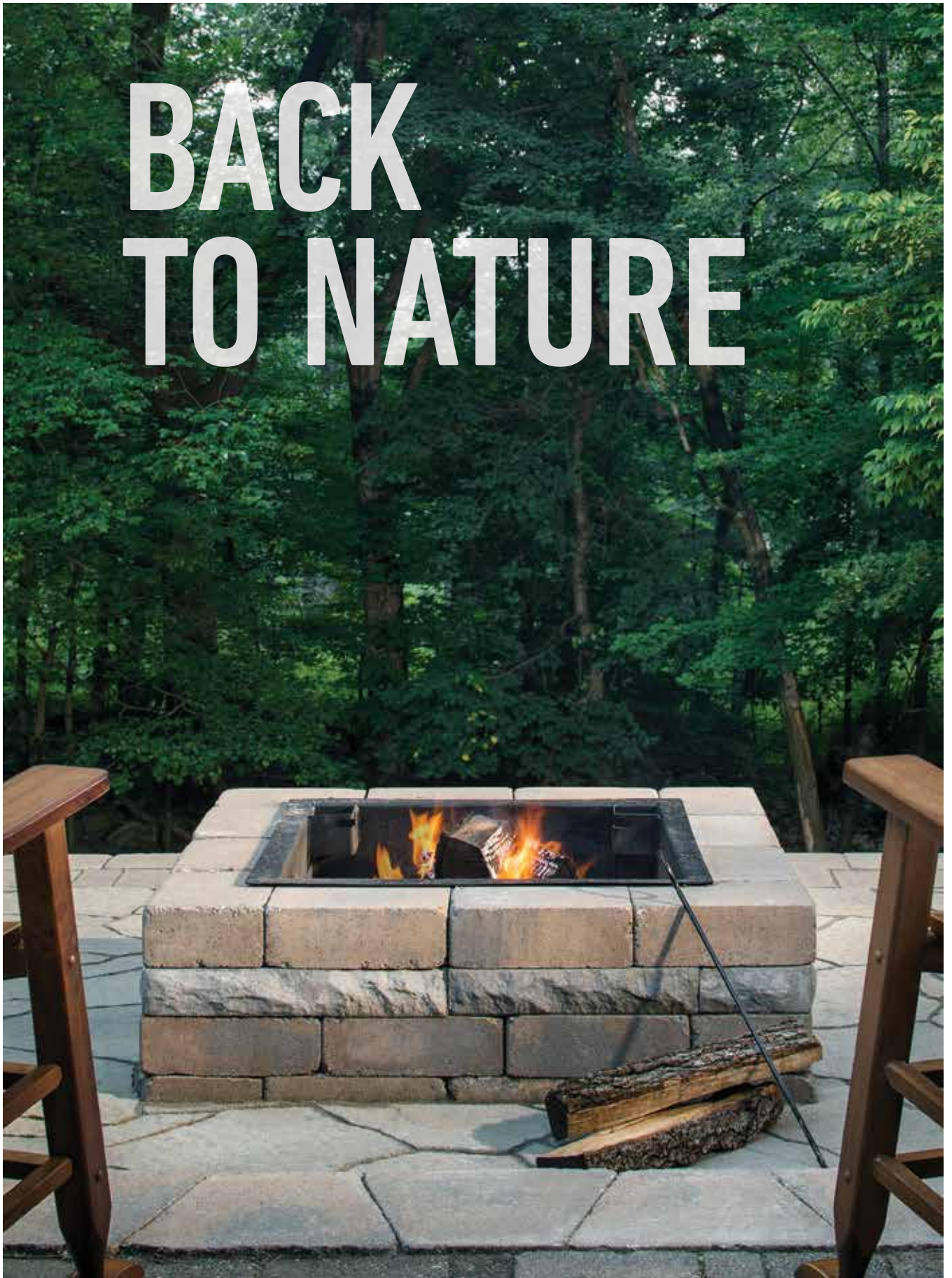
**ESCAPE TO  
THE ELEMENTS**

Current nature-led trends are inspired by blending raw nature and earthen landscapes with the contemporary built environment. This evolution adds a more organic, rugged and imperfect aesthetic.

*Pictured: Custom  
Weston Stone Fire Pit  
Mega-Arbel Patio Slab*

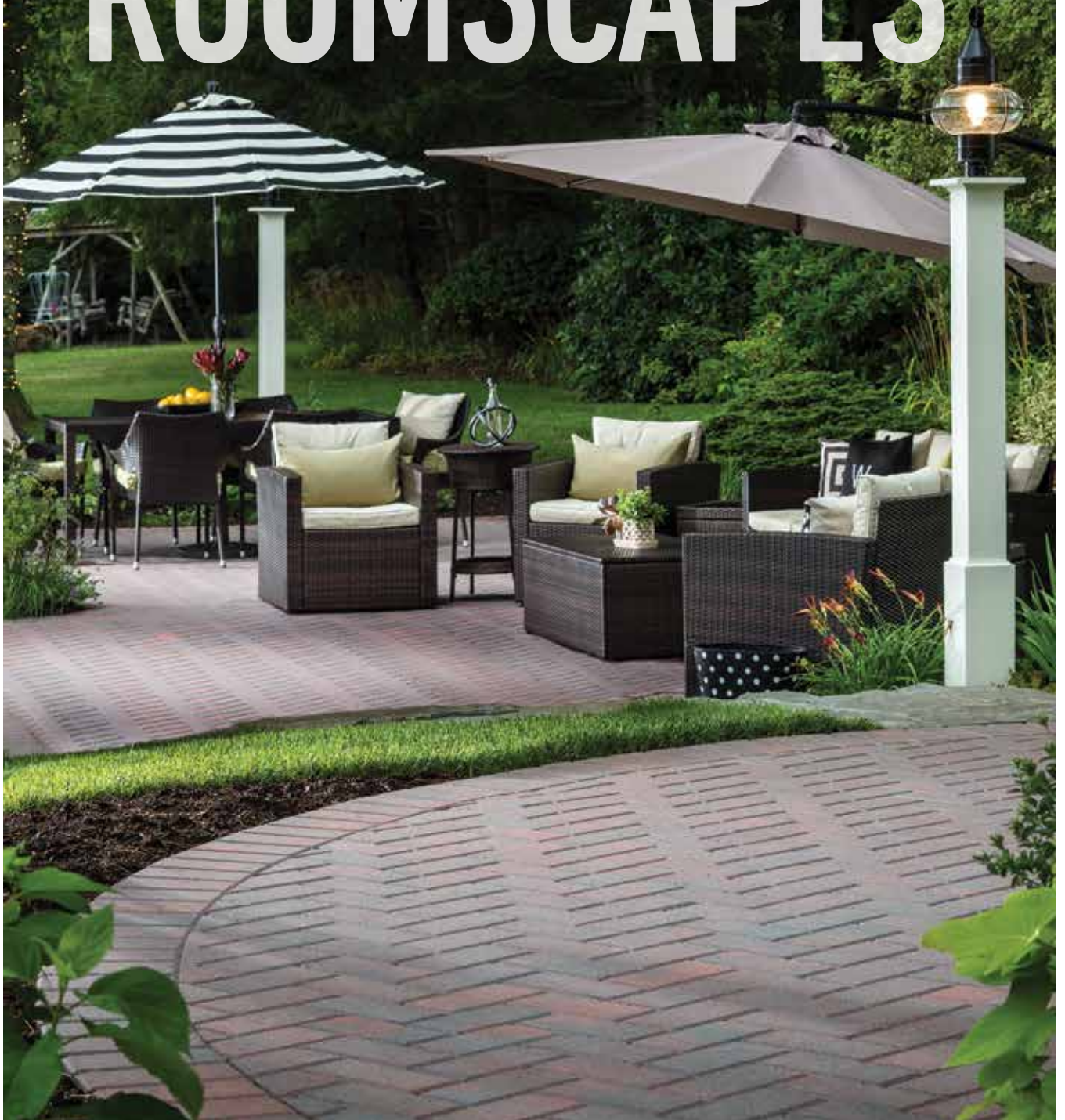


# BACK TO NATURE





# STYLISH ROOMSCAPES







## DISPLAY YOUR VIEW. NO FRAME REQUIRED.

*Pictured: Bergerac Circle border,  
Dublin Cobble Circle and Mega-Arbel Patio Slab*



**STAY INSPIRED.**  
SEE MORE ROOMSCAPES  
@ PINTEREST.COM/BELGARD

## LIVE WITHOUT BOUNDARIES

Outdoor settings become rooms without roofs – no longer just dining areas on decks. Create outdoor social spaces to entertain, work, play and relax.

*Pictured: Holland Stone*



## FINE DINING ONLY A FEW STEPS AWAY

*Pictured: Bergerac, Old York & Weston Stone*



With dozens of styles, colors, shapes and textures to choose from, Belgard® products help you create outdoor living spaces that become an outward expression of your personal sense of style.

## STYLE MADE SIMPLE

**BELLA**



**SLATE/RUSTIC**



**SCULPTED**



**LIBERTY**



**COBBLED**



**SILEX BLEND**



**DIMPLED**



# COLORS

**SMOOTH/GRANA**



**SABLE BLEND**



**CHARCOAL**





# TEXTURES

TRENDING & TIMELESS TIP

## GO 'GREIGE'

The year's most sought after neutral isn't going out of style any time soon.

Its beauty is in its versatility. The addition of gray to beige creates a richer hue that can work in a cool or warm color scheme, meaning your hardscapes will continue to coordinate with evolving styles.



STANDARD



DISTRESSED



TUMBLED

# SCALE



4" X 8"  
HOLLAND STONE

15 3/8" X 20 1/16"  
MEGA-ARBEL®



12" X 3"  
MODULINE SERIES®

5" X 11 13/16"  
AGILINA™ PLANK



6" X 9"  
CATALINA®



Old World Paver



## PROVIDE VERTICAL INTEREST

*Pictured: Ashlar Tandem Column Kit, Moduline (banding), and Esplanade cap*

 **STAY INSPIRED.**  
SEE MORE BORDER INSPIRATION  
@ PINTEREST.COM/BELGARD



## DEFINE YOUR SPACE

Incorporating multiple styles is a great way to segment your outdoor living areas into rooms without roofs. Adding a sleek border with a more natural stone, like in the image at right, creates the cozy feeling of a hearth rug in front of the fireplace.

*Pictured: Highland Stone, Lafitt Paver, Holland Stone (border) and Mega-Arbel Patio Slab (hearth rug)*



## CREATE A WARM WELCOME

*Pictured: Mega-Bergerac and Bergerac (rug detail)*



## BREAK FROM THE NORM

*Pictured: Belair Wall 2.0, Lafitt Rustic Slab and Holland Stone (borders & banding)*



## MIX TEXTURES

From sleek contemporary to the look of cut slate, Belgard offers a variety of textures to play with. Go for a monochrome look, like in the image at right, to maximize the tactile experience without overwhelming the eye.

*Pictured: Lafitt Grana, Mega-Arbel Patio Slab (walkway) and Old World Paver (border)*



## ADD ACCENTS TO MAKE THE ORDINARY EXTRAORDINARY

*Pictured: Moduline Series*



# BORDERS & BANDING

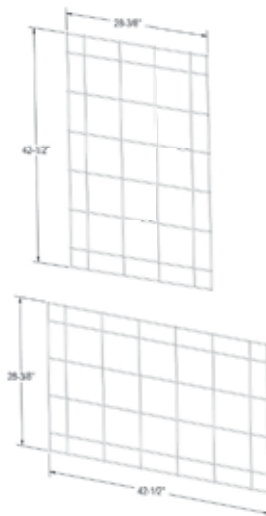


## BUILD COLUMNS IN A SNAP

Tandem® Column Kit is an innovative, versatile system that can be used to create attractive, easy-to-install and durable columns. Great for use in residential and light commercial hardscape projects.

## WALL IT OFF WITH U START

One of Belgard's latest innovations, U Start Base Block® is a universal base course for landscaping walls that promotes cost savings and installation time efficiency.



## TANDEM® MODULAR GRID GIVES YOU ENDLESS POSSIBILITIES

Construct virtually any design up to 7' tall by simply attaching the grids to a wooden structure and connecting the veneers. Build an outdoor kitchen, skirt a deck, run electrical for lighting/sound, construct seat walls... the possibilities are endless.



# INSTALLATION INNOVATIONS

## PRODUCTS THAT MAKE INSTALLATION EASIER

Belgard® offers several products designed to make installation easier and more efficient. Why spend more time and money when you don't have to?

PICTURED: TANDEM COLUMN KIT



# COLOR TECHNOLOGY

## **BRIGHTER COLORS, LONGER**

Belgard® implements a variety of cutting edge technologies to improve product durability and make sure colors stand the test of time.

Our core color process evenly disperses color throughout each paver, creating a consistent and beautiful look. The use of oxide pigmentation to disperse colors consistently throughout the paver allows for further stressing, giving homeowners more options without sacrificing quality.





**AS BEAUTIFUL  
ON DAY 1,000  
AS ON DAY 1**



**TEXTURGARD  
EXTENDS PAVER LIFE**

Texturgard fuses a top layer of rich pigments with Belgard's core color process. The result is a paver with a richness and purity of color that's sleek and vibrant,



**TRUECOLOR ENHANCES  
COLOR & DURABILITY**

**WHAT IS TRUECOLOR?**

Belgard's exclusive premium surface level color-enhancing protectant. TrueColor enhances the original color depth of Belgard pavers and extends color fastness and durability over time. It also makes treated pavers more resistant to everyday wear and tear such as UV rays, stains and even acid.

**HOW IT WORKS**

Surface texture has a lot to do with how our eyes perceive color. TrueColor works to fill in surface roughness, resulting in pavers with deeper, richer colors.

**PROTECTION FROM FADING**

Concrete fades due to everyday wear and tear and exposure to ultraviolet radiation in sunlight. Over time, the fine particles containing pigment on the surface of the paver may be worn away leaving the paver looking faded. Pavers with high strength and low absorption will retain surface and color integrity over time. Integral color enrichment systems such as TrueColor can help raise paver quality and preserve color depth and hues.



EXTENDS  
DURABILITY



ENHANCES  
COLOR DEPTH



PROTECTS FROM  
UV RAYS



Old York Paver



Old York Paver  
with TrueColor



**SATURA COMBINES VIBRANT  
COLOR WITH REALISTIC TEXTURES**

Satura allows us to not only expand our color palette, but to obtain levels of saturation never achieved before in concrete products. From natural stone to wood grain, top trending finishes are easily achieved with Satura.



Natural Stone Look



Wood Look

**LET US  
INSPIRE YOU.**







*Pictured: Quarziti Procelain Paver*



# MAKE A SPLASH







**OPPOSITE**

Lafitt Rustic Slab in Danville Blend  
 Old York in Charcoal  
 London Cobble in Liberty Blend  
 Marina Coping in Charcoal

**TOP**

Marina Coping in Silex Blend  
 Dublin Cobble (Border) in Sable


**BOTTOM**

Catalina Slate in Silex Blend  
 Bergerac (Border) in Charcoal  
 Belair Cap (Coping) in Silex Blend

PAVERS  
 COPING  
 WALLS

Whether bringing new life to an old pool or installing a new one, Belgard® pavers and wall products can help you create stunning poolscapes that go beyond the water's edge to connect all of your outdoor spaces into one flowing design.





**TOP**  
Catalina Slate in Amaretto

**OPPOSITE**  
Mega-Arbel Patio Slab in Sable Blend  
Truescapes Lighting fixture in Bronze







**TOP**  
Mega-Arbel in Bella  
Weston Stone in Bella  
with Sable Blend banding  
Bristol Series Pizza Oven

**BOTTOM**  
Weston Stone in Bella  
with Sable Blend banding

**OPPOSITE**  
Lafitt Grana Slab in Sable Blend  
Old York (border) in Charcoal  
Ashlar Tandem Wall in Silex Blend



## COZY UP ENTERTAIN MAKE MEMORIES


With Belgard®, you can create outdoor living rooms that become the hub of activity for your family. Imagine roasting marshmallows over a crackling fire or cuddling up on a cool fall evening in front of the hearth. Now that's living.



# CREATE A SPARK











**OPPOSITE**

Lafitt Rustic Slab in Silex Blend  
Mega Arbel in Bella  
Old York (border) in Charcoal  
Weston Stone in Sable Blend

**TOP**

Provence Slab in Shenandoah



# TAKE THE NEXT STEP







**OPPOSITE**

Landings Step in Bella

**TOP**


Mega-Arbel Patio Slab in Sable Blend  
Truescapes Lighting


**BOTTOM**

Marina Coping in Sable Blend  
Lafitt Rustic in Danville Blend  
Ashlar Tandem Retaining Wall  
in Danville Blend

INNOVATION  
EXPERTISE  
INSPIRATION

Our purpose is to make outside your kind of beautiful. This goes beyond turning creativity and craftsmanship into lasting outdoor spaces. It means bringing your vision to life, together. Because with Belgard® you get more than just beautiful products, you get a partner to help you every step of the way.





**TOP**  
Lafitt Rustic Slab in Sable Blend  
Diamond 9D in Sable Blend

**OPPOSITE**  
Mega-Arbel Patio Slab in Bella  
Bristol Series Fireplace and Wood Boxes







**TOP**


Belair Wall in Sable Blend  
Belair Wall Cap in Sable Blend  
Lafitt Grana Slab in Sable Blend  
Ashlar Tandem Wall in Silex Blend  
Old York (border) in Charcoal

**BOTTOM**

Lafitt Grana Slab in Sable Blend  
Ashlar Tandem Wall in Silex Blend  
Old York (border) in Charcoal

**OPPOSITE**

Catalina Grana in Bella  
with a Charcoal border



STYLE  
COLOR  
SHAPE & TEXTURE


With dozens of options to choose from, Belgard® pavers help you create walkways that not only transport you from one spot to the next, they become an outward expression of your sense of style.





# WALK THE LINE









**OPPOSITE**

Catalina Slate in Sable Blend  
London Cobble in Charcoal  
Diamond 9D in Sable Blend

**TOP**








Noon Porcelain Paver in Daylight  
Weston Stone in Danville Blend



**PAVERS & SLABS**

- NEW 38** Agilina® Plank 
- 40** Bergerac®
- NEW 42** Catalina™ Grana 
- 44** Catalina™ Slate 
- 46** Dublin Cobble® & Circle
- 48** Holland Stone
- 50** Lafitt® Paver 
- 51** Lafitt® Paver 6 x 9 

- 52** Lafitt® Grana Slab 
- 54** Lafitt® Rustic Slab 
- 56** London Cobble

- NEW 58** Madria™ 
- 60** Mega-Arbel® Patio Slab 
- 61** Mega-Lafitt™ 
- 62** Old World Paver™ 
- 63** Old York™  
- 64** Provence Slab™ 

**PERMEABLE**

- 68** Aqua Roc® II 
- 70** Eco-Dublin™ 
- 71** Turfstone 

**PORCELAIN**

- 74** Ardesie
- 76** Noon
- 77** Quarziti 2.0
- NEW 78** Turin
- NEW 79** Verona

**LEGEND**

-  WALKWAYS
-  PATIOS
-  POOLS
-  DRIVEWAYS
-  PERMEABLE
-  ADA COMPLIANT
-  SATURA
-  TRUECOLOR





# PAVERS + SLABS

## CLASSIC CONTEMPORARY STONE TEXTURE

Create eye-catching walkways, patios and driveways that express your personal sense of style. Belgard® pavers are strong, durable and environmentally friendly, helping you create beautiful spaces that will stand the test of time. You pick the look.

## WE'LL PAVE THE WAY



Agilina Plank  
Silex Blend

OLD WORLD PAVER

# NEW AGILINA™ PLANK PAVERS WITH TRUCOLOR™

Inspired with a distinctive natural stone look, Agilina pavers are ideal for projects that merge the old-world aesthetics with a more contemporary look, thanks to the multiple widths, that can be mixed together to achieve random patterns.



## AVAILABLE COLORS



Amaretto



Bella




Sable Blend



Silex Blend

## SHAPES & SIZES

3-Piece - 5" 80mm






5 x 11<sup>13</sup>/<sub>16</sub> x 3<sup>1</sup>/<sub>8</sub>

5 x 15<sup>3</sup>/<sub>4</sub> x 3<sup>1</sup>/<sub>8</sub>

5 x 19<sup>11</sup>/<sub>16</sub> x 3<sup>1</sup>/<sub>8</sub>

3-Piece - 7<sup>1</sup>/<sub>2</sub>" 80mm



7<sup>1</sup>/<sub>2</sub> x 11<sup>13</sup>/<sub>16</sub> x 3<sup>1</sup>/<sub>8</sub>

7<sup>1</sup>/<sub>2</sub> x 15<sup>3</sup>/<sub>4</sub> x 3<sup>1</sup>/<sub>8</sub>

7<sup>1</sup>/<sub>2</sub> x 19<sup>11</sup>/<sub>16</sub> x 3<sup>1</sup>/<sub>8</sub>







Sable Blend

# BERGERAC®

## PAVERS



Bring old-world European charm to modern design with the timeless, hand-cobbled look of Bergerac, with its dimpled surface, weathered edges and array of distinctive color blends.



Bella

### AVAILABLE COLORS



Bella




Brittany Blend



Charcoal Blend


### SHAPES & SIZES

#### 4-Piece Combo



$5\frac{1}{2} \times 4\frac{3}{4} \times 2\frac{3}{8}$     $5\frac{1}{2} \times 6\frac{5}{16} \times 2\frac{3}{8}$     $5\frac{1}{2} \times 7\frac{7}{8} \times 2\frac{3}{8}$     $5\frac{1}{2} \times 9\frac{9}{16} \times 2\frac{3}{8}$

#### 3-Piece Combo



$7\frac{1}{16} \times 3\frac{9}{16} \times 2\frac{3}{8}$     $7\frac{1}{16} \times 7\frac{1}{16} \times 2\frac{3}{8}$     $7\frac{1}{16} \times 10\frac{1}{2} \times 2\frac{3}{8}$

**SPECIAL ORDER**

Bergerac Circle Kit





Bella



# NEW CATALINA™ GRANA

PAVERS WITH TRUCOLOR™

Catalina Grana offers crisp, clean lines and a smooth, linear surface create a contemporary feel that's both eye-pleasing and comfortable. Perfect for high-traffic areas, Catalina is fully ADA compliant.



Bella

## AVAILABLE COLORS



Amaretto



Bella




Sable Blend



Silix Blend

## SHAPES & SIZES

3-Piece Stone



6 x 12 x 2<sup>3</sup>/<sub>8</sub>




9 x 12 x 2<sup>3</sup>/<sub>8</sub>



12 x 12 x 2<sup>3</sup>/<sub>8</sub>







Silex Blend

# CATALINA™ SLATE

PAVERS WITH TRUCCOLOR™



Catalina Slate combines the flexibility of modular design with the textured finish of natural slate.



Silex Blend

## AVAILABLE COLORS



Amaretto



Bella



Sable Blend



Silex Blend

## SHAPES & SIZES

3-Piece Stone



6 x 12 x 2<sup>3</sup>/<sub>8</sub>



9 x 12 x 2<sup>3</sup>/<sub>8</sub>



12 x 12 x 2<sup>3</sup>/<sub>8</sub>







Sable Blend

# DUBLIN COBBLE® & CIRCLE PAVERS

A true classic, the gently distressed surface and antiqued edging of Dublin Cobble creates a casually elegant, time-worn look. The Dublin Cobble Circle Kit is specifically designed to create arched and circular designs.



Silex Blend

## AVAILABLE COLORS



Bella



Brittany Blend



Fossil Beige



Sable Blend



Terracotta

## SHAPES & SIZES

### 3-Piece Modular



$5\frac{5}{16} \times 2\frac{1}{16} \times 2\frac{3}{8}$



$5\frac{15}{16} \times 5\frac{15}{16} \times 2\frac{3}{8}$



$5\frac{15}{16} \times 8\frac{7}{8} \times 2\frac{3}{8}$

### Circle Kit



$5\frac{1}{2} \times \text{variable} \times 2\frac{3}{8}$







Brittany Blend



# HOLLAND STONE

## PAVERS



The classic shape, smooth surface and multiple color options make Holland Stone ideal for creating a wide variety of traditional looks. Holland Stone is also an excellent choice as a border element.



Charcoal & Liberty Blend

## AVAILABLE COLORS



Bella



Charcoal  
with Texturgard



Flash Brown Blend  
with Texturgard



Liberty Blend  
with Texturgard



Sable Blend  
with Texturgard



Silex Blend

## SHAPES & SIZES

60mm



$3\frac{15}{16} \times 7\frac{7}{8} \times 2\frac{3}{8}$

### SPECIAL ORDER

80mm  
 $3\frac{15}{16} \times 7\frac{7}{8} \times 3\frac{1}{8}$







Flash Brown Blend

# LAFITT® PAVER

PAVERS WITH TRUCCOLOR™



Lafitt Paver features one of the most natural-looking textures available in a modern paver, combining the look and feel of cut flagstone with the strength and durability of Belgard®.



Sillex Blend

## AVAILABLE COLORS



Amaretto



Bella



Danville Blend



Sable Blend



Sillex Blend

## SHAPES & SIZES

3-Piece Modular



$3\frac{3}{16} \times 7\frac{1}{16} \times 2\frac{3}{8}$



$7\frac{1}{16} \times 7\frac{1}{16} \times 2\frac{3}{8}$



$7\frac{1}{16} \times 10\frac{5}{8} \times 2\frac{3}{8}$





# LAFITT® 6x9

PAVERS WITH TRUCCOLOR™



Creating a unique look is easy with the Lafitt 6 x 9 paver. Add borders or custom designs with the stunning look and feel of cut flagstone. Available in six colors to compliment any aesthetic.



Charcoal

## AVAILABLE COLORS



Amaretto



Bella



Charcoal



Sable Blend



Silix Blend

## SHAPES & SIZES

6 x 9



6 x 9 x 2<sup>3</sup>/<sub>8</sub>



# LAFITT® GRANA SLAB

PAVERS WITH TRUCCOLOR™



Lafitt Grana Slab pairs sleek contemporary style with modern design innovation, featuring a smooth finish and large-scale units.



Summer Hill

## AVAILABLE COLORS



Amaretto



Bella



Danville Blend



Sable Blend




Silix Blend



Summer Hill

## SHAPES & SIZES


3-Piece Modular



7<sup>3</sup>/<sub>8</sub> x 14<sup>7</sup>/<sub>8</sub> x 2<sup>3</sup>/<sub>8</sub>




14<sup>7</sup>/<sub>8</sub> x 14<sup>7</sup>/<sub>8</sub> x 2<sup>3</sup>/<sub>8</sub>



14<sup>7</sup>/<sub>8</sub> x 22<sup>7</sup>/<sub>16</sub> x 2<sup>3</sup>/<sub>8</sub>







Silex Blend

# LAFITT® RUSTIC SLAB

PAVERS WITH TRUCCOLOR™



Lafitt Rustic Slab features the look and texture of cut slate paired with the versatility of larger-scale modular design. Three shapes allow for a wide variety of design options, giving homeowners the ability to create eye-catching outdoor spaces, with a natural slate appearance.



Amaretto

## AVAILABLE COLORS



Amaretto



Bella



Danville Blend



Sable Blend



Sillex Blend



Summer Hill

## SHAPES & SIZES


3-Piece Modular



14<sup>7</sup>/<sub>8</sub> x 7<sup>3</sup>/<sub>8</sub> x 2<sup>3</sup>/<sub>8</sub>



14<sup>7</sup>/<sub>8</sub> x 14<sup>7</sup>/<sub>8</sub> x 2<sup>3</sup>/<sub>8</sub>



14<sup>7</sup>/<sub>8</sub> x 22<sup>7</sup>/<sub>16</sub> x 2<sup>3</sup>/<sub>8</sub>







Sitex Blend

# LONDON COBBLE

## PAVERS



The versatile London Cobble offers a tailored, architectural look with gently rounded corners and a domed pillowtop surface. The subtle color combinations and multiple pattern options make it ideal for crafting intricate designs.

## AVAILABLE COLORS



Amaretto  
SPECIAL ORDER



Bella



Charcoal  
with Texturgard



Flash Brown Blend  
with Texturgard  
SPECIAL ORDER



Liberty Blend  
with Texturgard  
SPECIAL ORDER



Sable Blend  
with Texturgard



Silex Blend  
SPECIAL ORDER

## SHAPES & SIZES

Square



6 x 6 x 2<sup>3</sup>/<sub>8</sub>


Rectangle



6 x 9 x 2<sup>3</sup>/<sub>8</sub>







Charcoal with Liberty Blend border

**NEW!**  
**MADRIA™**  
 SLAB WITH SATURA™

Madria slab emulates the look of wide wooden planks in a durable low-maintenance paver. Featuring Satura™ color technology, Madria provides natural woodgrain variegations and distinctive hues that are resistant to stains and fading, ensuring lasting beauty.



Almond Brown

**AVAILABLE COLORS**



Almond Brown



Pewter

**SHAPES & SIZES**

Large Square



22½ x 22½ x 2¾

Large Rectangle



15 x 30 x 2¾

Contact your local Belgard representative for options and availability.







Pewter



# MEGA-ARBEL®

## PAVERS WITH TRUCCOLOR™



Mega-Arbel offers the look and feel of natural flagstone. With an irregular shape and virtual joints, it creates a random look that flows harmoniously into the surrounding landscape.



Silex Blend

### AVAILABLE COLORS



Amaretto



Bella



Danville Blend



Sable Blend



Silex Blend



Summer Hill

### SHAPES & SIZES

Patio Slab



15 $\frac{3}{8}$  x 21 x 2 $\frac{3}{8}$

**SPECIAL ORDER**

Driveway Slab  
15 $\frac{3}{8}$  x 21 x 3 $\frac{1}{8}$





# MEGA-LAFITT®

## PAVERS WITH TRUFCOLOR™



Mega-Lafitt features one of the most natural-looking textures available in a modular paver, combining the look and feel of cut flagstone with the strength and durability of Belgard®.



Bella

### AVAILABLE COLORS



Bella



Silex Blend

### SHAPES & SIZES

3-Piece Modular - 80mm



10½ x 5¼ x 3⅞



10½ x 10½ x 3⅞



10½ x 15¾ x 3⅞

#### SPECIAL ORDER

Large Square  
15¾ x 15¾ x 3⅞



# OLD WORLD PAVER™

## PAVERS



Reminiscent of the cobbled streets of Europe, Old World Paver is crafted with a natural stone cleft finish for the look and feel of time-worn stone. Ideal for high traffic areas or for use as a border.



Bella

## AVAILABLE COLORS



Bella



Sable Blend



Silex Blend

## SHAPES & SIZES


3-Piece Modular - 80mm



$5\frac{1}{8} \times 7\frac{3}{4} \times 3\frac{1}{8}$



$5\frac{1}{8} \times 10\frac{1}{4} \times 3\frac{1}{8}$



$5\frac{1}{8} \times 12\frac{13}{16} \times 3\frac{1}{8}$

Larger joints between pavers allow Old World Paver to be installed as a permeable paver option.



# OLD YORK™

PAVERS WITH TRUCCOLOR™



Old York pavers provide a natural yet elegant look that will bring your outdoor space to life. With the appearance of weathered clay brick and a wide assortment of face textures and installation patterns,



Summer Hill

## AVAILABLE COLORS



Bella



Charcoal



Sable Blend



Silex Blend



Summer Hill

## SHAPES & SIZES

Paver



$3\frac{15}{16} \times 7\frac{7}{8} \times 2\frac{3}{8}$

Larger joints between pavers allow Old York to be installed as a permeable paver option.



# PROVENCE SLAB™

PAVERS WITH SATURA™



Designed using our revolutionary Satura™ color technology, Provence Slab offers the most natural-looking paver on the market that emulates the look and texture of natural bluestone or ledgerrock.



Niagara Gray

## AVAILABLE COLORS



Black Hills



Niagara Gray



Shenandoah

## SHAPES & SIZES

3-Piece Modular



7 1/2 x 15 x 2 3/8



15 x 15 x 2 3/8



15 x 22 5/8 x 2 3/8

Large Square



22 1/2 x 22 1/2 x 2 3/8

Large Rectangle



15 x 30 x 2 3/8







Shenandoah with Niagara Gray Border



# PERMEABLE PAVERS







## BE WATER WISE & HOUSE PROUD.

---

### ELIMINATE STANDING WATER,

reduce erosion and lower water demand with Belgard® Permeable Pavers. Our permeable pavers allow the movement of stormwater through the surface, reducing runoff and improving water quality by filtering pollutants.

### BENEFITS TO HOMEOWNERS

- Eliminate standing water and improve drainage.
- More beautiful and durable than conventional paved surfaces.
- Can include a heating system to eliminate snow and ice build-up.
- Can include a water-harvesting system to recycle stormwater for irrigation.

### BENEFITS TO COMMUNITIES

- Filter water back underground to recharge local groundwater supplies.
- Clean pollutants from stormwater to improve water quality of nearby lakes and rivers.
- Reduce demands on local storm drains.
- Reduce water used for irrigation.

# AQUA ROC™ I

## PERMEABLE PAVERS



With classic appeal, Aqua Roc offers a green solution for those who love the look of a traditional paver. Able to support heavy vehicular loads, Aqua Roc is an excellent choice for a variety of residential needs.



Sable Blend

## AVAILABLE COLORS



Bella




Sable Blend



Silex Blend


## SHAPES & SIZES

Aqua Roc I



4½ x 9 x 3⅞





Sitex Blend

# ECO DUBLIN<sup>®</sup>

## PERMEABLE PAVERS



Eco Dublin provides an environmental solution with the contemporary modular look of cut stone, which pairs well with nearly any architectural style.



Silex Blend

## AVAILABLE COLORS



Bella



Sable Blend



Silex Blend

## SHAPES & SIZES

### 3-Piece Modular



$6\frac{7}{8} \times 3\frac{3}{16} \times 3\frac{3}{8}$



$6\frac{7}{8} \times 6\frac{7}{8} \times 3\frac{3}{8}$



$6\frac{7}{8} \times 10\frac{1}{4} \times 3\frac{3}{8}$



# TURFSTONE™

## PERMEABLE PAVERS



Turfstone stabilizes soil erosion by allowing rainwater to gradually filter back into soil. Its eco-friendly design reduces run-off while allowing greenery to grow through it, creating a unique natural look.



Gray

### AVAILABLE COLORS



Gray

### SHAPES & SIZES

Block - 80mm



15¾ x 23½ x 3⅞

Turfstone is manufactured to a different ASTM standard than pavers and paving slabs. Vehicular applications are limited to residential driveway, overflow parking or emergency access lanes only.

# PORCELAIN PAVERS



**MIRAGE**<sup>®</sup>  
Porcelain. Design. Sustainability





# Italian Design for Outdoor Lifestyles.

**BELGARD® IS EXCITED TO OFFER** exclusive product collections to our versatile line of outdoor paving materials. Mirage® Porcelain Pavers are authentic Italian-designed porcelain pavers that meet the most aggressive durability standards. Porcelain pavers can be used in a variety of application, including creative walkways, contemporary pool surrounds and gorgeous patio areas.

Quarziti 2.0 | Waterfall (page XX)

# ARDESIE

## STONE FINISH PORCELAIN PAVERS



Ardesie captures the elegance of natural stone in a contemporary way. The end result is a slate-like look with the durability of porcelain. Expect the wide range of color variation that is inherent in natural slate.



African Stone

### AVAILABLE COLORS



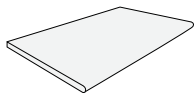
African Stone  
AD 03 NAT - V4

### SHAPES & SIZES



23.54 x 23.54 x 3/4

SPECIAL ORDER  
Unico




12.99 x 23.54 x 3/4



Spacers are recommended for all porcelain paver installations.

PLEASE NOTE: For vehicular applications, must be a mortar install over a concrete slab.





African Stone

# NOON

## WOOD FINISH PORCELAIN PAVERS



Noon is a contemporary expression of the simple life. The collection combines the warmth of natural wood with the elegance of glossy wood, incorporating all the extraordinary technical characteristics of porcelain stoneware: timeless and fearless.



Ember

### AVAILABLE COLORS



Charcoal  
NN 05 NAT - V4



Daylight  
NN 01 NAT - V4




Ember  
NN 02 NAT - V4



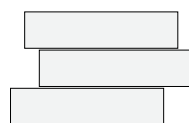
Honey  
NN 03 NAT - V4

### SHAPES & SIZES



7.80 x 47.17 x 3/4

#### SPECIAL ORDER



11.73 x 47.17 x 3/4



Spacers are recommended for all porcelain paver installations.

PLEASE NOTE: For vehicular applications, must be a mortar install over a concrete slab.



# QUARZITI 2.0

## STONE FINISH PORCELAIN PAVERS



Quarziti 2.0 is an interpretation of stone that incorporates a gentle shading effect to recreate the authentic diversity of natural elements. A variety of modular shapes offer ultimate design flexibility.



Glacier

### AVAILABLE COLORS



Glacier  
QR 01 NAT - V3



Mountains  
QR 02 NAT - V



River  
QR 04 NAT - V3



Waterfall  
QR 03 NAT - V3

### SHAPES & SIZES



23.54 x 23.54 x 3/4"

#### SPECIAL ORDER



17.64 x 35.35 x 3/4"

#### SPECIAL ORDER Modular (Sold as pair only)



11.73 x 23.54 x 3/4"



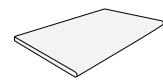
23.54 x 35.35 x 3/4"

#### SPECIAL ORDER



11.73 x 23.54 x 3/4"

#### Unico



12.99 x 23.54 x 3/4"



Spacers are recommended for all porcelain paver installations.

PLEASE NOTE: For vehicular applications, must be a mortar install over a concrete slab.

# NEW TURIN™

## STONE FINISH PORCELAIN PAVERS

Turin porcelain pavers closely mimic the subtle textures and muted iridescence of natural unpolished quartz to create stunning contemporary outdoor living spaces and poolscapes.



Canyon

### AVAILABLE COLORS



Canyon – V3



Frost – V3




Rapids – V3



Stream – V3

### SHAPES & SIZES



23.54 x 23.54 x 3/4



Spacers are recommended for all porcelain paver installations.

**PLEASE NOTE:** For vehicular applications, must be a mortar install over a concrete slab.



# NEW VERONA™ STONE FINISH PORCELAIN PAVERS

The Verona line emulates a variety of natural stones to create distinctive outdoor living designs. Each available color was fashioned to closely mimic the specific natural qualities of a different quarried stone.



Blue Stone

## AVAILABLE COLORS



Blue Stone – V3



Platinum – V3



Taos – V3



Yukon – V4

## SHAPES & SIZES



23.54 x 23.54 x 3/4



Spacers are recommended for all porcelain paver installations.

PLEASE NOTE: For vehicular applications, must be a mortar install over a concrete slab.

**SCULPTED**

**84**  
Belair Wall®

**91**  
Mega-Tandem™

**92**  
Ashlar Tandem® Wall

**94**  
Tandem® Column Kit

**95**  
Tandem® Modular Grid

**96**  
U Start Base Block®

**98**  
Weston Stone®

**STANDARD**

**NEW** **86**  
Brookshire™ Wall

**88**  
Diamond® 9D

**PRO**

**90**  
Diamond Pro® PS

*Weston Stone*

**LEGEND**



**STEPS**



**WALLS**



**FIRE PITS**



**KITCHENS**



**COLUMNS**





# WALLS

## SCULPTED STANDARD or PRO

Whatever the building requirement, Belgard® wall systems are designed to work in harmony with your landscape. From functional retaining walls to fashionable outdoor living areas, you decide the application.

## WE'LL PAVE THE WAY




# FREESTANDING OR RETAINING

Knowing the difference between retaining and freestanding walls can have a positive impact on your project and lead to a more enjoyable outdoor space.

Freestanding walls allow you to divide your outdoor living space into different areas. They provide visual interest and can make even the largest yard feel more intimate. Freestanding walls easily incorporate with other features like fireplaces or outdoor kitchens to provide a cohesive look.

Retaining walls can have multiple purposes. Some help to increase usable space, whether that be a flower bed or added yard space, while other retaining walls help to prevent erosion. Either application is made possible by a wall system that holds back soil and properly manages drainage. Larger walls also utilize soil reinforcement for added strength and long-term stability.



PICTURED: BROOKSHIRE WALL



ASHLAR TANDEM & TANDEM COLUMN KIT

## ACCESSORIES

The details complete the design. Belgard offers caps, columns and other accessories to complement any hardscape design. Mix textures to add a modern look to a rough-hewn wall-face. Include a cap in a complementing color to add visual interest. The possibilities are endless!

Consult a Belgard Certified contractor for information on all of our wall products and to receive project design assistance through Belgard Design Studio.





# HOW TO SHOP WALLS

## FACE-STYLES

Outdoor areas of any size or shape can be transformed with Belgard wall products. The shapes and textures of our wall systems blend with the environment to create attractive and functional landscape wall features.



STRAIGHT  
*CRISP, CLEAN LINES*



VIRTUAL JOINT  
*MULTI-PIECE LOOK WITH  
THE INSTALLATION SPEED  
OF A SINGLE-PIECE SYSTEM*



QUARRIED  
*DISTINCTIVE LOOK OF  
HAND-WORKED STONE*



VICTORIAN  
*CLASSIC ELEGANCE  
WITH A STRAIGHT  
BEVELED FACE*



STONE CUT  
*ROUNDED AND  
ROUGH-HEWN*

# BELAIR WALL®

## FREESTANDING / RETAINING WALLS



Belair Wall offers the sophisticated appearance of chiseled stone and is ideal for a variety of landscaping uses, as well as constructing outdoor living rooms, fire features and kitchens.



Bella

### AVAILABLE COLORS



**SPECIAL ORDER**  
Amaretto



**SPECIAL ORDER**  
Bella



Danville Blend



Sable Blend



Silex Blend

### SHAPES & SIZES

#### 6" Retaining Wall



6 x 8 x 8



6 x 16 x 8



6 x 16 x 8  
w / microjoint

#### 6" Freestanding Wall



6 x 8 / 6 x 11



6 x 16 / 14 x 11

#### 30x30 Cap

Available in Brown and Charcoal  
Please contact Belgard Representative  
for more information.

#### Cap



3 x 7 / 8 x 13½

#### Corner/Column



6 x 16 x 8

#### Cap End



3 x 8 x 13½

#### Wall End



6 x 8 x 11

Wall Innovations By







Silex Blend



# NEW BROOKSHIRE WALL™

FREESTANDING / RETAINING WALLS

Brookshire Wall combines the rugged, yet distinguished look of split stone with the simplicity of modular pin-connected retaining wall technology. This multiple-size and multi-faced system offers contractors unlimited design flexibility to create retaining and freestanding walls with either a random look or a variety of patterns.



Sable Blend

## AVAILABLE COLORS

Also available in Amaretto



Bella



Sable Blend



Silex Blend

## SHAPES & SIZES

### Brookshire Wall - 3"



3 x 6 / 4 x 9    3 x 12 / 10 x 9    3 x 16 / 14 x 9

#### 3" Corner/Column



3 x 15 / 14 x 9

#### 6" Corner/Column



6 x 15 / 14 x 9

#### Cap



3 x 18 / 12 x 13

### Brookshire Wall - 6"



6 x 6 / 4 x 9    6 x 12 / 10 x 9    6 x 16 / 14 x 9

#### Column Cap



4 x 30 x 30  
Flat Area 10 x 10  
Raised Flat

Available in Brown & Charcoal

### Anchor™ Pins




5" L x .05" dia.  
Sold Separately

Also available antiqued.

Wall Innovations By







Bella



# DIAMOND® 9D

## RETAINING WALL



The rough-hewn distressed look and easy installation system have made Anchor Diamond 9D a favorite for residential wall projects. The system is topped with a coordinating cap unit.



Brittany Blend

### AVAILABLE COLORS



Brittany Blend



Gray



Sable Blend

### SHAPES & SIZES

\*Diamond 9D Large



6 x 17 $\frac{3}{4}$  x 9

6" Corner



6 x 12 x 8

XL™ Cap



3 x 18 / 12 x 13

Step Unit



6 x 16 x 12





Sable Blend



# DIAMOND PRO<sup>®</sup> PS

## RETAINING WALL



Contractors choose Diamond Pro wall systems due to their time-tested strength. Diamond Pro PS utilizes a pin system as a location device in installation.



Brittany Blend

### AVAILABLE COLORS



Brittany Blend



Gray



Sable Blend

### SHAPES & SIZES

Block



8 x 18 x 12

Corner



8 x 18 x 9

4" Universal Cap



4 x 17 1/4 / 12 x 10 3/4

Anchor<sup>™</sup> Pins



5" L x .05" dia.

Available in Victorian<sup>™</sup> Face only.

Wall Innovations By





# MEGA-TANDEM™

## 3-IN-1 SYSTEM



With the natural appearance of hand-chiseled stone, the Mega-Tandem 3-in-1 system is an innovative and versatile system capable of building large straight or curved retaining walls.



Silex Blend

### AVAILABLE COLORS



Danville Blend



Silex Blend

### SHAPES & SIZES

#### Front Unit



12 x 24 x 3

#### Connectors



12" wall depth  
supports gravity  
walls up to 3'



27" wall depth  
supports gravity  
walls up to 6'



46" wall depth  
supports gravity  
walls up to 10'

#### Cap Unit



3 1/4 x 24 x 15

# ASHLAR TANDEM™

## FREESTANDING / RETAINING WALL



Ashlar Tandem provides the look and feel of chiseled stone with the easy installation of the Tandem Wall platform. Virtual joints and multiple sizes allow for a seamless connection between units.




Silex Blend

### AVAILABLE COLORS



Danville Blend



Sable Blend



Silex Blend

### SHAPES & SIZES

\*Ashlar Tandem™  
Unit 1



7 x 13<sup>3</sup>/<sub>16</sub> x 2 5<sup>8</sup>/<sub>16</sub>

\*Ashlar Tandem™  
Unit 2



7 x 15<sup>13</sup>/<sub>16</sub> x 2 5<sup>8</sup>/<sub>16</sub>

\*Ashlar Tandem™  
Unit 3




7 x 18<sup>7</sup>/<sub>16</sub> x 2 5<sup>8</sup>/<sub>16</sub>

Cap Unit



3<sup>1</sup>/<sub>4</sub> x 24 x 15

8" Connecting  
Member



U Start  
Base Block\*




18<sup>7</sup>/<sub>16</sub> x 12 x 3<sup>1</sup>/<sub>2</sub>

See page 96 for  
full product  
information.

\* Ashlar Units 1, 2, & 3 come mixed on one pallet.





Danville Blend



# TANDEM® COLUMN KIT



Tandem Column Kit is an innovative, versatile system that can be used to create attractive, easy to install and durable columns. Great for use in residential and light commercial hardscape projects.



1 Start with Column Grid



2 Use connector to attach Tandem Veneers to grid



3 Repeat step 2 and fill with 3/4" crushed rock until column is complete



See the installation video at [Beldgard.com/Tandem](http://Belgard.com/Tandem)

## AVAILABLE COLORS



Danville Blend



Sable Blend




Sillex Blend

## SHAPES & SIZES

Tandem Column Kit includes 2 Steel Cages, 2 Bags of clips, & Ashlar Tandem Units



Ashlar Tandem™



Column Grid  
Height 42"



Connector



Tandem Cap  
24 x 24 x 3 1/4"  
(Sold Separately)



U Start Base Block  
12 x 18 7/16 x 3 1/2"  
(Sold Separately)

One pallet makes two complete columns  
See page 92 for full product information.



# TANDEM® MODULAR GRID



Construct virtually any design up to 7' tall by simply attaching the grids to a wooden structure and connecting the veneers. Build an outdoor kitchen, skirt a deck, hide utilities, construct seat walls... the possibilities are endless.



1 Build your wooden frame



2 Attach your modular grid



3 Attach Tandem Veneer with Connector




4 Finish with Tandem Cap Unit

## AVAILABLE COLORS



Danville Blend



Sable Blend



Silix Blend

## TANDEM VENEER UNIT\*




Ashlar Tandem™

## CONNECTOR



## MODULAR GRID

Vertical or Horizontal Application



## U START BASE BLOCK



See page 96 for full product information.

\*Tandem Veneer units available in three sizes. Units only available in 7" height. Ashlar Tandem and Lafitt Tandem units come mixed on a pallet. See page 92 for full product information.

# U START BASE BLOCK®

## WALL ACCESSORY




One of Belgard's latest innovations, U Start Base Block is a universal base course for landscaping walls that promotes cost savings and installation time efficiency.



Diamond 9D in Sable Blend utilizing U Start Base Block

## SHAPES & SIZES

Can be used with all retaining walls.




Base Block  
18<sup>7</sup>/<sub>16</sub> x 12 x 3<sup>1</sup>/<sub>2</sub>




Base Block with Tandem Wall

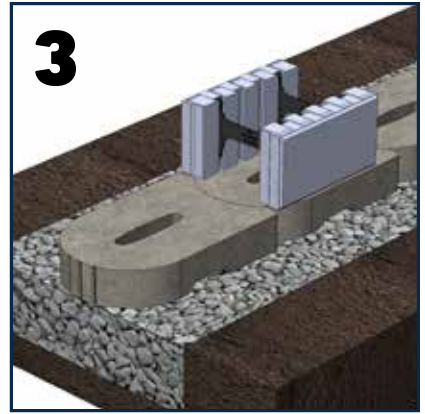





Prep Site



Install Base Course



Install the Wall



Tandem Wall in Danville Blend utilizing U Start Base Block



# WESTON STONE™

## FREESTANDING / RETAINING WALLS



The flexibility of Weston Stone is unmatched. With the look of natural tumbled stone, this double-sided wall is ideal for garden walls, pillars, outdoor kitchens, planters and fire features.



Sable Blend

## AVAILABLE COLORS



Bella



Sable Blend



Sillex Blend


## SHAPES & SIZES

Universal



4 x 8 x 12





Sable Blend








# FIRE FEATURES

## FIREPLACES OUTDOOR KITCHENS FIRE PITS

Outdoor focal points don't have to be a hassle. Our pre-assembled modular fireplaces and outdoor kitchens take the guesswork out of assembly and our fire pit kits make relaxation simple and installation easy. You cozy up.

## WE'LL PAVE THE WAY



# OUTDOOR FIRE FEATURES AND KITCHENS

Browse our outdoor kitchen collections and fireplace kits to find the right centerpiece for your al fresco experience.



## BORDEAUX™ SERIES

A timeless stackstone design that allows the fireplace, the grill island, or the brick oven to become the focal point of your outdoor space.



## BRIGHTON™ SERIES

Featuring the same 36" firebox as the Bristol Series, plus a built-in hearth, Brighton is a beautiful option for those on a budget.



## BRISTOL™ SERIES

A beautiful combination of tumbled block with Arbel® and Urbana® accents, Bristol's rustic look blends well with virtually any landscape.



Shop Belgard Outdoor Kitchen and Fire Features at [Belgard.com/Elements](http://Belgard.com/Elements)



## BRICK OVENS

Inspired by traditional oven designs first used over four thousand years ago. The secret is our authentic, low-height Neapolitan dome design. The design creates a unique FlameRoll, which generates high, even temperatures for balanced cooking and genuine wood-fired taste.

Available in Bordeaux™ and Bristol™ Series.



Bristol™ Series Brick Oven

## FIRE PIT KITS

Belgard's Fire Pit Kits install quickly and offer many different looks from the clean and contemporary look of tumbled stone to the natural textures of stacked stone. Kits are available in three popular styles developed to complement most Belgard® paving stones and retaining walls.



Weston Stone™ Fire Pit Kit



## TANDEM® MODULAR GRID

Easy to install. Versatile. Modular. Simply create your project frame, attach the grid to your structure and clip your Tandem veneers to the grid. Can be used in various applications from deck skirting to outdoor kitchens.

# BORDEAUX™ SERIES

## FIREPLACE

2'7"D x 4'3"W x 7'8"H



Wood Boxes  
2'1¼"D x 3'3"W x 3'1"H  
per box



Grill Island  
2'6"D x 5'11"W x 3'5"H



Brick Oven  
42½"D x 53¼"W x 92"H







# BRISTOL™ SERIES

## FIREPLACE

2'7"D x 4'3"W x 7'8"H



Wood Boxes  
2'4"D x 3'W x 3'3"H  
per box



Grill Island  
3'D x 6'4"W x 4'4"H



Brick Oven  
4'D x 4'W x 8'5"H



Hearth  
2'D x 5'W x 11"H



# BRIGHTON™ SERIES

## FIREPLACE

3'4"D x 4'4"W x 8'4"H



Wood Boxes  
2'4"D x 2'8"W x 2'11"H  
per box



Fireplace  
3'4"D x 4'8"W x 8'4"H

# COUNTRYSIDE

## FIRE PIT KIT



Enjoy cool evenings with the Countryside Fire Pit Kit while listening to the crackle and enjoying the aroma that only a wood-burning fire pit can provide. Each stone is made from durable dry cast concrete, making a long lasting way to create the ideal outdoor centerpiece.



Sheffield Blend

### AVAILABLE COLORS



Sable Blend



Sheffield Blend

### SHAPES & SIZES

Fire Pit Kit



4 x 9 / 6 x 8



*Round Fire Pit:*

*Outside Diameter is 46"*

*Inside Diameter is 30"*

*Stacks up to 4 rows high*

*Metal ring insert included with a bag of sand*



# FLAGSTONE

## FIRE PIT KIT



With an appearance that emulates the natural textures of and tumbled edges of stacked stone, the Flagstone Fire Pit is an ideal addition to a backyard or other outdoor venue.



Allegheny

## AVAILABLE COLORS



Allegheny



Ashland

## SHAPES & SIZES

Fire Pit Kit



4 x 11 / 8 x 6



*Round Fire Pit:*

*Outside Diameter is 43"  
Inside Diameter is 30"*

*Stacks up to 3 rows high*

*Metal ring insert included with a bag of sand*

# WESTON STONE™

## FIRE PIT KIT



Silex Blend

### AVAILABLE COLORS



Bella



Sable Blend



Silex Blend

### SHAPES & SIZES

Fire Pit Kit



4 x 8 x 12



*Square Fire Pit:*

*Inside Dimension 28"*

*Outside Dimension 44"*

*Stacks up to 4 rows high*


*Metal insert and fire brick included*





Bella





**EDGERS & CURBS**

**114**  
Anglia Edger

**115**  
Brookshire Curb

**COPING & CAPS**

**116**  
Marina Coping

**STEPS**

**117**  
Landings Step




# ACCESSORIES

## **COPING & CAPS EDGERS & CURBS STEPS**

Whether chiseled and brawny or smooth and precise, it's the finishing touches that make the final statement. You craft the message.

**WE'LL PAVE  
THE WAY**



# ANGLIA EDGER®

## EDGERS



The Anglia Edger features a chiseled finish and tapered edges to provide the perfect complement to driveways, patios, walkways and flower beds. Larger units allow for a reduced number of joints.



Bella

## AVAILABLE COLORS



Bella



Bella Antiqued



Sable Blend



Sable Blend  
Antiqued



Silex Blend



Silex Blend  
Antiqued

## SHAPES & SIZES

### 4-Piece Modular



8 x 17<sup>7</sup>/<sub>8</sub> x 4<sup>1</sup>/<sub>2</sub>



8 x 15<sup>1</sup>/<sub>2</sub> x 4<sup>1</sup>/<sub>2</sub>



8 x 10<sup>1</sup>/<sub>2</sub> x 4<sup>1</sup>/<sub>2</sub>



8 x 7<sup>7</sup>/<sub>8</sub> x 4<sup>1</sup>/<sub>2</sub>



# NEW!

## BROOKSHIRE™

### CURB/EDGER

Brookshire Curb provides the performance of an edge restraint with the look and feel of natural cobbled stone, making it the perfect complement to driveways, patios, walkways and flower beds.



Sable Blend

### AVAILABLE COLORS



Bella



Sable Blend



Silex Blend

### SHAPES & SIZES

Curb



3 3/4 x 7 7/8 x 3 5/8



3 3/4 x 9 7/8 x 3 5/8



3 3/4 x 10 7/8 x 3 5/8

# MARINA™

## COPING



Marina Coping features a smooth surface and can be used as a finishing accent for an array of outdoor living features, including pools, steps, seat walls, outdoor kitchen counters, foot ledges, and more.



Charcoal

### AVAILABLE COLORS



**SPECIAL ORDER**  
Amaretto



Bella



Charcoal



**SPECIAL ORDER**  
Flash Brown Blend




Sable Blend



**SPECIAL ORDER**  
Silex Blend

### SHAPES & SIZES

Marina Coping



5<sup>15</sup>/<sub>16</sub> x 11<sup>13</sup>/<sub>16</sub> x 2<sup>3</sup>/<sub>8</sub>



# LANDINGS™ STEP UNIT

## STEPS



With the look of quarried limestone, the Landings Step Unit can be used as a standalone feature or integrated into a hardscape project to add grand style to landscape level changes.



Sable Blend

### AVAILABLE COLORS

Also available in Charcoal



Bella



Natural



Sable Blend



SPECIAL ORDER  
Silex Blend



SPECIAL ORDER  
Summer Hill

### SHAPES & SIZES

Step Unit



6 x 48 x 18

Wall Innovations By





**TRU-SCAPES**

# LIGHT THE WAY

**THE ONLY LOW  
VOLTAGE PILLARS  
ON THE MARKET  
WITH ALL INSTALL  
COMPONENTS IN  
THE BOX!**



PL-100



PL-101

#### **ITEMS INCLUDED**

Mounting Base

Drill Template

Anchor Kit

Masonry Drill  
Bit

LED Lamp

Wire Nuts



**ACCENTS &  
WELL LIGHTS**



TS-B102



TS-B103



TS-B105



TS-B203



TS-B201



TS-B301



TS-B302



TS-B304



TS-B306

**PATH  
LIGHTS**



**HARDSCAPE  
LIGHTS**



TS-A500



TS-A1000



TS-A2000



TS-TSST-75  
150 WATT  
TS-TSSP-150  
300 WATT  
TS-TSSP-300



150W 12V  
TS-TAAB150  
300W  
12V TS-TAAB300



TS-TPHOT09  
TS-TPHOT15



TS-T100-D

**TRANSFORMERS  
& TIMERS**





# PAVER CARE

## PROTECT YOUR INVESTMENT

Belgard Products are designed to last for generations. Many homeowners choose to further protect and beautify their investment by applying a protective sealer. Adding a sealer can enhance the beauty of a project by highlighting the color and texture of the surface. It will also offer protection from stains like oil, grease or other accidental leaks.

*Techniseal Protector for Concrete Pavers (Top-Bottom): Natural Look Matte Finish, Clear Look Semi-Gloss Finish, Color Boost Matte Finish, Wet Look Gloss Finish*



# THE ULTIMATE PROTECTION SYSTEM

Techniseal's 3-step treatment system guarantees the best results. Remove stains with a specially formulated Stain Remover, prepare the surface with Paver Prep, then apply a Protector that delivers the look you want.

1  
PREP

## STAIN REMOVERS



2  
CLEAN

## CLEANERS

- Dislodges efflorescence and ground-in dirt
- Prepares pavers prior to protector application
- Brightens paver color



3  
PROTECT



## SAME FINISHES, HIGHER STANDARDS

Our versatile, new sealers have been formulated for easier product selection and application.



## NULOOK® TINTED PROTECTOR

- Colors pavers
- Translucent
- Water-based stain guard

# DRiBOND™

## CHANGING THE WAY YOU OVERLAY



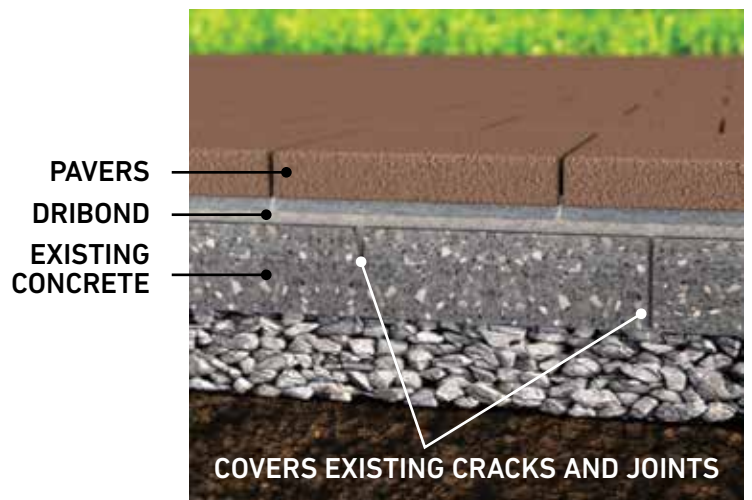
BEFORE

AFTER

### No More Concrete Removal!

With DriBond™, there is no need to remove the existing concrete substrate, which is a costly and time-consuming process. DriBond™ can be installed quickly and easily over most sound concrete surfaces.

- Ideal for thin paver overlays
- Dry application
- No mixing - ready to use
- Reduces installation time






# NO MESS. NO WASTE.



**8** minutes  
SET TIME

  
Easy to use

Yields  
**600**  
feet per can

**1** =  **20**

**STRUCTUREBOND™ IS AN INNOVATIVE SUPER-STRENGTH FOAM ADHESIVE THAT BONDS A WIDE RANGE OF CONSTRUCTION MATERIALS.**

Made from high-quality modified polyurethanes, StructureBond's adhesive strength is unmatched among all types of polyurethane adhesives.

StructureBond's Gun allows for a precise adhesive delivery with a single pull of the trigger. No pumping, cutting or puncturing of cartridge nozzles.

**VISIT [TECHNISEAL.COM](http://TECHNISEAL.COM) FOR MORE DETAILS.**

**STRUCTURE  
FOAM ADHESIVE BOND**

# 1 PREP


## EZ BASE® PANEL BASE SYSTEM



- Saves up to 8 inches of excavation
- Each panel replaces up to 250 lbs of base aggregates
- Ideal for porcelain tile installation

## PAVER EDGING

PREVENTS MOVEMENT & DAMAGE TO PAVER INSTALLATIONS



**RIGID**  
8-FT SECTIONS


**COIL**  
40-FT COIL

# 2 SET



## STRUCTURE BOND™ FOAM ADHESIVE

- Application gun also included



## DRIBOND™ DRY MUDSET

- Applied directly to existing concrete slab
- Ideal for thin paver overlays installation



## BORDERBOND™ FORTIFIER FOR BORDER PAVERS

- No Mixing required
- Enhances the strength of DRiBond

# 3 SAND



## HP NEXTGEL™ JOINTING SAND

- High-performance formula
- For joints up to 4"
- Haze and dust free
- Super fast wetting
- Rapid set
- Prevents erosion and weeds



## NEW SMARTSAND™ POLYMERIC SAND

WITH NEXTGEL TECHNOLOGY

- Ideal for interlocking pavers
- For joints up to 1"
- Easy sweep - No haze
- Fast wetting
- Rapid set
- Prevents erosion and weeds



# SELECTING A CONTRACTOR



A hardscape project is an important investment in your home and selecting the right contractor is a critical decision. Don't be afraid to ask a lot of questions. It's important that you get to know your contractor so that you can work together as a team to create your ideal outdoor living space.

## WHAT TO ASK

### Are you certified?

Inquire about specialized certifications and training from organizations like the Interlocking Concrete Paver Institute (ICPI).

*All Belgard® Contractors are required to have at least one team member who is ICPI certified and must meet annual requirements to maintain the company's status.*

### Are you insured?

It's important to hire a contractor who can provide proof of insurance and is able to guarantee their work for a period of at least three years after the installation.

### Can I get a reference?

Ask for customer references and to see photos of past projects, both for design ideas and to get a sense of the contractor's level of creativity, expertise and work ethic. Ask for an address or two and check out the workmanship up close, with the homeowner's permission of course.

### What isn't covered in your estimate?

Determine upfront which aspects of the project the contractor can handle. Will their team manage landscaping, plumbing, irrigation and lighting or will you be expected to handle this separately?

### What's the schedule?

Be sure to get a complete understanding of payment terms, estimated start date and turn-around time.

## CHECKLIST FOR CONTRACTOR:

- |  |   |
|--|---|
| <input type="checkbox"/> Industry Certification (ICPI, NCMA, SRW)                  | <input type="checkbox"/> Work Schedule          |
| <input type="checkbox"/> Proof of Insurance  | <input type="checkbox"/> Price Estimate         |
| <input type="checkbox"/> Workmanship Guarantee (1-3 year minimum)                  | <input type="checkbox"/> Scope of Work/Contract |
| <input type="checkbox"/> Business License/ Contractor's license (where applicable) | <input type="checkbox"/> Referrals              |



## INSTALL WITH A BELGARD PREFERRED CONTRACTOR

Our network of Belgard Contractors are ICPI\* trained to deliver superior craftsmanship. **Find a contractor or dealer:**

**[Belgard.com/find-contractor](https://belgard.com/find-contractor)**

# DREAMS ON DEMAND

Step into your dream backyard before construction begins  
with Belgard Design Studio



Belgard is your resource for outdoor living inspiration, planning and installation. From charming walkways and welcoming patios to gourmet outdoor kitchens – the possibilities are endless. Let us help you visualize a new outdoor space using virtual reality.

**REVIEW SAMPLE CONTENT, THEN REQUEST A CUSTOM DESIGN FOR YOUR HOME!  
VISIT [BELGARD.COM/VR](http://BELGARD.COM/VR)**



# YOUR PROJECT STARTS HERE

Ready to take the next step?  
Belgard provides tools to easily  
kick off your next project



## BELGARD® WILL IMPROVE THE BEAUTY AND VALUE OF YOUR HOME.

But like any construction project, it's necessary to have as much information as possible before you begin the process. With that in mind, we created a project planning guide dedicated to helping you make the best decisions and understand what to expect before you get started with your project.

**GET YOUR PROJECT PLANNING GUIDE AT [BELGARD.COM/PLANNER](http://BELGARD.COM/PLANNER)**

## PROJECT CONSIDERATIONS

- 1 The general project should be conducted in phases, which include: demolition, site preparation, base material installation, bedding sand installation, hardscape installation, polymeric sand installation, additional paver cleaning and sealing.
- 2 The timeline for your hardscaping project depends on several factors including the **size and scale** of the project, **permits needed** (which vary by municipality), and the acceptance of any community organizations, such as homeowner associations or architectural review boards.
- 3 All outdoor projects are subject to weather conditions so there could always be delays.
- 4 Spring and summer are the busiest periods for contractors, so **start your planning during the winter months** or consider scheduling your project in slower periods.
- 5 **Confirm all the work you'd like done is contracted and scheduled up front.** Adding additional features will delay the schedule and add to the total cost.
- 6 Check with your contractor to ensure that all items being installed are readily available or match your timeline.
- 7 Be sure to **discuss with your neighbors** any construction phases that might be disruptive so that you can communicate that information to them as needed.
- 8 If you have a large project and would like to phase out construction over time, be sure to **plan the entire design** before you get started so that you can plan for any electrical, plumbing, drainage or landscaping needs.
- 9 Consider building your backyard before any projects in the front yard to avoid damaging your front yard.
- 10 When your project is finished, **walk through it with your contractor** to ensure the quality of the install, and **ensure you have receipts for materials / labor** and have registered your warranty.
- 11 Always take into consideration the next step of the project: What does the landscaping look like? Do you need to schedule the contractor to seal the pavers? Plan ahead to make sure you finalize your project and can enjoy it for years to come.



4 2018 BELGARD PROJECT GUIDE

## TIMELINE -

### Planning the project


#### PHASE 1: 4-6 weeks

- 1 Consider how you will use the space and your budget.
- 2 Examine styles and colors for your house or landscape.
- 3 Get inspiration online.
- 4 Research approval requirements from your municipality or HOA.
- 5 Set a budget.

### Installation

#### PHASE 3: 2-12 weeks

- 1 Time of the installation will vary based on the scope of the project.
- 2 Check with the contractor to ensure the materials ordered have arrived and are accurate.
- 3 Connect with your contractor to ensure it is project to project to ensure it is project to project.



# MAKE YOUR DREAMS A REALITY

with Belgard Preferred Payment



With the Belgard® Preferred Payment program, you can complete your outdoor project in just a few weeks, instead of phasing it out over several months or years.

Available only through **Belgard Contractors or Dealers**, Preferred Payment offers same-as-cash financing that allows you to start your project immediately.

There are often construction economies that can be achieved by doing the entire project at once, **which could save you both money and time.**

Plus, you get to start enjoying your dream outdoor living space much sooner!

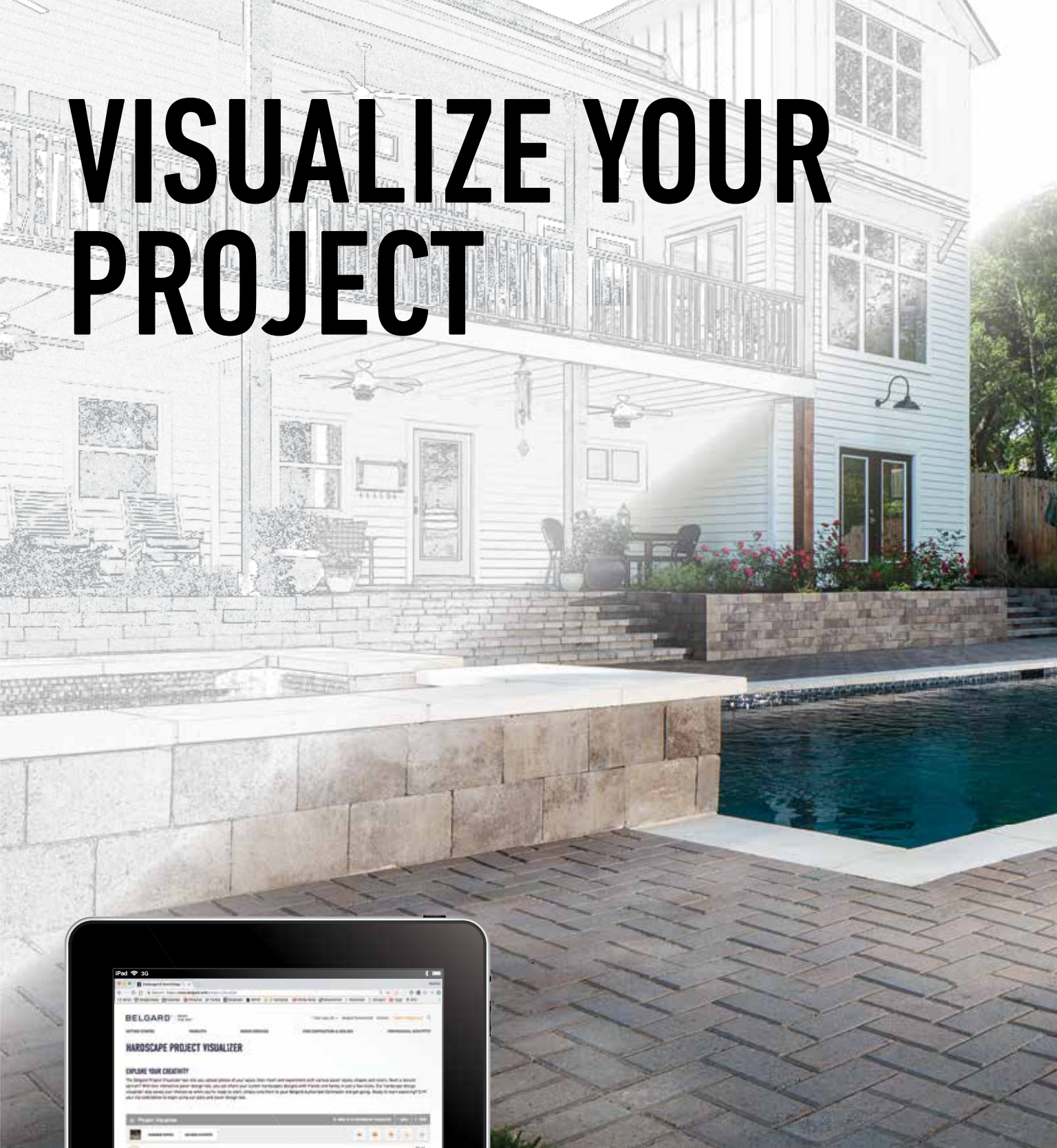
**TO LEARN MORE,  
VISIT [BELGARD.COM/BPP](http://BELGARD.COM/BPP)**

## **BENEFITS OF BELGARD FINANCING INCLUDE:**

- No payments or interest on approved credit
- Quick, easy and safe toll-free loan-by-phone application process
- No paperwork
- A credit decision in about 10 minutes
- No application fees, no closing costs and no prepayment penalties



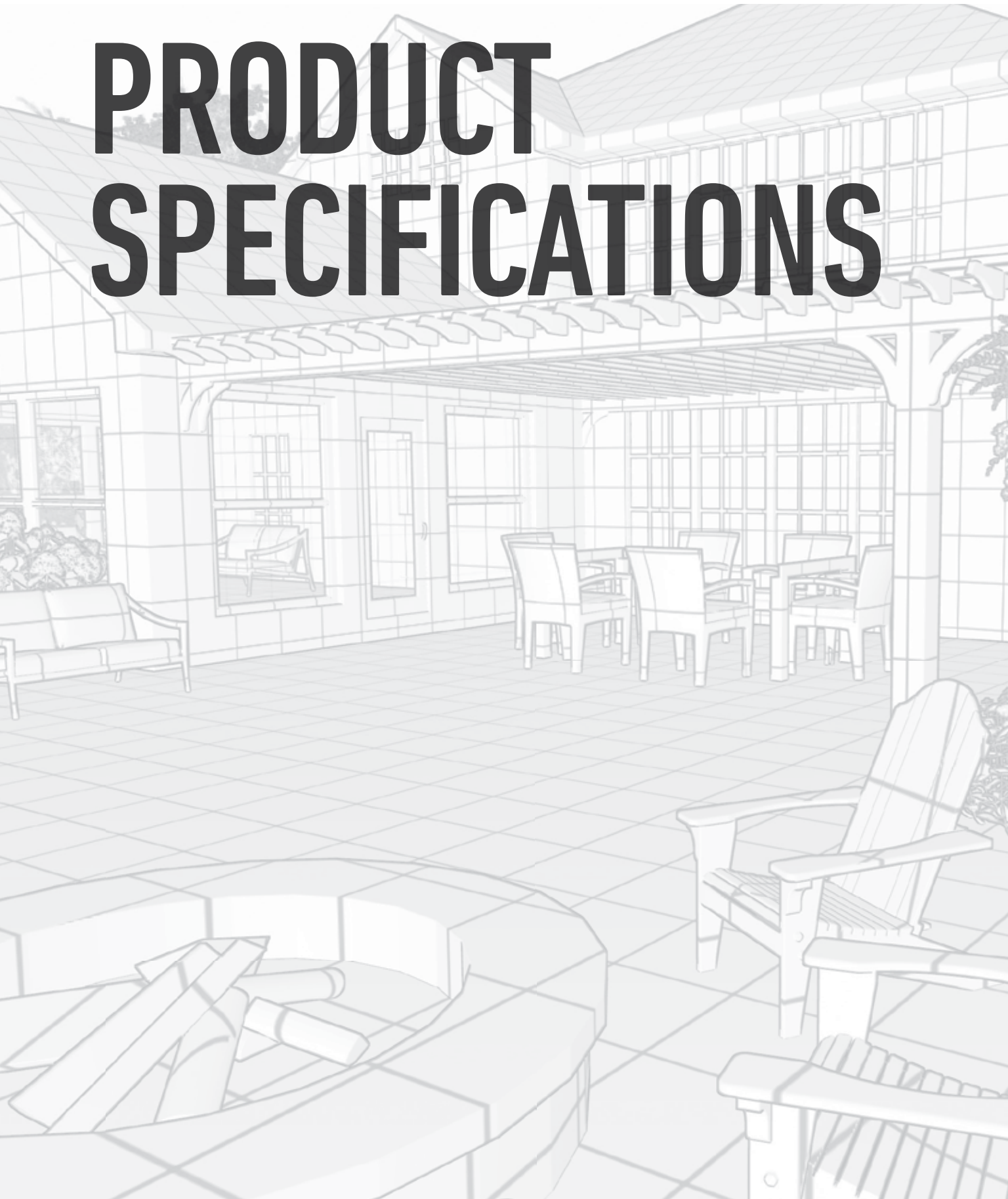
# VISUALIZE YOUR PROJECT



Belgard's online Project Visualizer allows you to be your own hardscape designer. Choose from our image library or upload your own photo to experiment with paver styles and colors and explore an infinite number of design possibilities.

**READY TO "VISUALIZE" YOUR BACKYARD MAKEOVER?  
VISIT [BELGARD.COM/SEEIT](http://BELGARD.COM/SEEIT)**

# PRODUCT SPECIFICATIONS







## EASY REFERENCE

---

### **AT BELGARD®, WE TAKE OUR ROLE AS INDUSTRY LEADERS SERIOUSLY.**

And every year, we strive to improve our product and service offerings by dedicating more than 20,000 hours to research and development. Our overarching goal is to continue to find new and exciting ways to create beautiful outdoor spaces while maintaining incredibly high standards for product quality and performance.

The following section provides specifications, square footage and pallet information to make planning your project easier.

**TO DOWNLOAD OUR COMPREHENSIVE TECHNICAL GUIDES, VISIT [BELGARD.COM/RESOURCE-GUIDE](https://www.belgard.com/resource-guide)**

# PAVER SPECIFICATIONS

All pavers sold as full pallet only.

PRODUCT NAME/ DIMENSIONS	NUMBER OF LAYERS	PIECES/ PALLET	SQFT/ PALLET	WEIGHT/ PALLET (LBS)
<b>AGILINA PLANK 5" WITH TRUECOLOR</b>				
5 x 11 <sup>13</sup> / <sub>16</sub> x 3 <sup>1</sup> / <sub>8</sub>		56		
5 x 15 <sup>3</sup> / <sub>4</sub> x 3 <sup>1</sup> / <sub>8</sub>		56		
5 x 19 <sup>11</sup> / <sub>16</sub> x 3 <sup>1</sup> / <sub>8</sub>		56		
<b>Total</b>	<b>8</b>	<b>168</b>	<b>91.62</b>	<b>3435</b>

<b>AGILINA PLANK 7" WITH TRUECOLOR</b>				
7 <sup>1</sup> / <sub>2</sub> x 11 <sup>13</sup> / <sub>16</sub> x 3 <sup>1</sup> / <sub>8</sub>		32		
7 <sup>1</sup> / <sub>2</sub> x 15 <sup>3</sup> / <sub>4</sub> x 3 <sup>1</sup> / <sub>8</sub>		32		
7 <sup>1</sup> / <sub>2</sub> x 19 <sup>11</sup> / <sub>16</sub> x 3 <sup>1</sup> / <sub>8</sub>		32		
<b>Total</b>	<b>8</b>	<b>96</b>	<b>78.53</b>	<b>2945</b>

<b>BERGERAC 3-PIECE</b>				
7 <sup>1</sup> / <sub>16</sub> x 3 <sup>7</sup> / <sub>16</sub> x 2 <sup>3</sup> / <sub>8</sub>		32		
7 <sup>1</sup> / <sub>16</sub> x 7 <sup>1</sup> / <sub>16</sub> x 2 <sup>3</sup> / <sub>8</sub>		32		
7 <sup>1</sup> / <sub>16</sub> x 10 <sup>1</sup> / <sub>2</sub> x 2 <sup>3</sup> / <sub>8</sub>		32		
<b>Total</b>	<b>10</b>		<b>112</b>	<b>3100</b>

<b>BERGERAC 4-PIECE</b>				
5 <sup>1</sup> / <sub>2</sub> x 4 <sup>3</sup> / <sub>4</sub> x 2 <sup>3</sup> / <sub>8</sub>				
5 <sup>1</sup> / <sub>2</sub> x 6 <sup>5</sup> / <sub>8</sub> x 2 <sup>3</sup> / <sub>8</sub>				
5 <sup>1</sup> / <sub>2</sub> x 7 <sup>7</sup> / <sub>8</sub> x 2 <sup>3</sup> / <sub>8</sub>				
5 <sup>1</sup> / <sub>2</sub> x 9 <sup>7</sup> / <sub>8</sub> x 2 <sup>3</sup> / <sub>8</sub>				
<b>Total</b>	<b>11</b>		<b>136.62</b>	<b>3600</b>

<b>BERGERAC CIRCLE (SPECIAL ORDER)</b>				
5 <sup>1</sup> / <sub>2</sub> x Variable x 2 <sup>3</sup> / <sub>8</sub>	<b>6</b>		<b>59.6</b>	<b>1485</b>

<b>CATALINA GRANA 3-PIECE WITH TRUECOLOR</b>				
6 x 12 x 2 <sup>3</sup> / <sub>8</sub>		60		
9 x 12 x 2 <sup>3</sup> / <sub>8</sub>		40		
12 x 12 x 2 <sup>3</sup> / <sub>8</sub>		60		
<b>Total</b>	<b>10</b>	<b>160</b>	<b>120</b>	<b>3388</b>

<b>CATALINA SLATE 3-PIECE WITH TRUECOLOR</b>				
6 x 12 x 2 <sup>3</sup> / <sub>8</sub>		60		
9 x 12 x 2 <sup>3</sup> / <sub>8</sub>		40		
12 x 12 x 2 <sup>3</sup> / <sub>8</sub>		60		
<b>Total</b>	<b>10</b>	<b>160</b>	<b>120</b>	<b>3388</b>

<b>DUBLIN COBBLE 3-PIECE</b>				
5 <sup>1</sup> / <sub>16</sub> x 2 <sup>1</sup> / <sub>16</sub> x 2 <sup>3</sup> / <sub>8</sub>				
5 <sup>1</sup> / <sub>16</sub> x 5 <sup>1</sup> / <sub>16</sub> x 2 <sup>3</sup> / <sub>8</sub>				
5 <sup>1</sup> / <sub>16</sub> x 8 <sup>7</sup> / <sub>8</sub> x 2 <sup>3</sup> / <sub>8</sub>				
<b>Total</b>	<b>11</b>		<b>127.93</b>	<b>3700</b>



# PAVER SPECIFICATIONS (CONT.)

PRODUCT NAME/ DIMENSIONS	NUMBER OF LAYERS	PIECES/ PALLET	SQFT/ PALLET	WEIGHT/ PALLET (LBS)
<b>DUBLIN COBBLE CIRCLE KIT</b>				
5 15/16 x variable x 2 3/8	5		72.8	2050
<b>HOLLAND STONE 60MM (EASTON)</b>				
3 15/16 x 7 7/8 x 2 3/8	10	540	120	3340
<b>HOLLAND STONE 60MM (FARMINGDALE)</b>				
3 15/16 x 7 7/8 x 2 3/8	6 bands	540	120	3340
<b>HOLLAND STONE 80MM (SPECIAL ORDER ONLY)</b>				
3 15/16 x 7 7/8 x 3 1/8			97	3188
<b>LAFITT PAVER 3-PIECE MODULAR WITH TRUCOLOR   *SOLD AS FULL PALLET ONLY</b>				
7 1/16 x 3 3/16 x 2 3/8		110		
7 1/16 x 7 1/16 x 2 3/8		121		
7 1/16 x 10 5/8 x 2 3/8		121		
Total	11	352	124.68	3320
<b>LAFITT PAVER 6 X 9 WITH TRUCOLOR</b>				
6 x 9 x 2 3/8	10	300	112	3080
<b>LAFITT GRANA SLAB 3-PIECE MODULAR 60MM WITH TRUCOLOR   *SOLD AS FULL PALLET ONLY</b>				
14 7/8 x 7 3/8 x 2 3/8		30		
14 7/8 x 14 7/8 x 2 3/8		30		
14 7/8 x 22 7/16 x 2 3/8		20		
Total	10	80	116.57	2895
<b>LAFITT RUSTIC SLAB 3-PIECE MODULAR 60MM WITH TRUCOLOR   *SOLD AS FULL PALLET ONLY</b>				
14 7/8 x 7 3/8 x 2 3/8		30		
14 7/8 x 14 7/8 x 2 3/8		30		
14 7/8 x 22 7/16 x 2 3/8		20		
Total	10	80	116.57	2895
<b>LONDON COBBLE SQUARE (EASTON)</b>				
6 x 6 x 2 3/8	10	480	120	3240
<b>LONDON COBBLE RECTANGLE (EASTON)</b>				
6 x 9 x 2 3/8	10	300	112	3024
<b>LONDON COBBLE SQUARE (FARMINGDALE)</b>				
6 x 6 x 2 3/8	8 bands	480	120	3240
<b>LONDON COBBLE RECTANGLE (FARMINGDALE)</b>				
6 x 9 x 2 3/8	5 bands	300	112	3024
<b>MADRIA SLAB LARGE SQUARE</b>				
22 1/2 x 22 1/2 x 2 3/8	6	20	83.88	2434
<b>MADRIA SLAB LARGE RECTANGLE</b>				
15 x 30 x 2 3/8	9	20	83.97	2436

## PAVER SPECIFICATIONS (CONT.)

PRODUCT NAME/ DIMENSIONS	NUMBER OF LAYERS	PIECES/ PALLET	SQFT/ PALLET	WEIGHT/ PALLET (LBS)
<b>MEGA-ARBEL PATIO SLAB WITH TRUECOLOR   *SOLD AS FULL PALLET ONLY</b>				
15 <sup>3</sup> / <sub>8</sub> x 21 x 2 <sup>3</sup> / <sub>8</sub>	12	72	104.4	2818
<b>MEGA-ARBEL 80MM *SOLD AS FULL PALLET ONLY</b>				
15 <sup>3</sup> / <sub>8</sub> x 21 x 3 <sup>1</sup> / <sub>8</sub>			77.4	2930
<b>MEGA-LAFITT 3-PIECE MODULAR WITH TRUECOLOR *SOLD AS FULL PALLET ONLY</b>				
10 <sup>1</sup> / <sub>2</sub> x 5 <sup>1</sup> / <sub>4</sub> x 3 <sup>1</sup> / <sub>8</sub>				
10 <sup>1</sup> / <sub>2</sub> x 10 <sup>1</sup> / <sub>2</sub> x 3 <sup>1</sup> / <sub>8</sub>				
10 <sup>1</sup> / <sub>2</sub> x 15 <sup>3</sup> / <sub>4</sub> x 3 <sup>1</sup> / <sub>8</sub>				
<b>Total</b>	<b>9</b>	<b>117</b>	<b>92.66</b>	<b>3340</b>
<b>OLD WORLD PAVER 3-PIECE MODULAR *SOLD AS FULL PALLET ONLY</b>				
5 <sup>1</sup> / <sub>8</sub> x 7 <sup>3</sup> / <sub>4</sub> x 3 <sup>1</sup> / <sub>8</sub>		88		
5 <sup>1</sup> / <sub>8</sub> x 10 <sup>1</sup> / <sub>4</sub> x 3 <sup>1</sup> / <sub>8</sub>		96		
5 <sup>1</sup> / <sub>8</sub> x 12 <sup>1</sup> / <sub>16</sub> x 3 <sup>1</sup> / <sub>8</sub>		72		
<b>Total</b>	<b>8</b>	<b>256</b>	<b>90.27</b>	<b>3250</b>
<b>OLD YORK WITH TRUECOLOR</b>				
3 <sup>1</sup> / <sub>16</sub> x 7 <sup>7</sup> / <sub>8</sub> x 2 <sup>3</sup> / <sub>8</sub>	10	540	120	3240
<b>PROVENCE SLAB 3-PIECE MODULAR *SOLD AS FULL PALLET ONLY (SPECIAL ORDER)</b>				
7 <sup>1</sup> / <sub>2</sub> x 15 x 2 <sup>3</sup> / <sub>8</sub> 15 x 15 x 2 <sup>3</sup> / <sub>8</sub> 15 x 22 <sup>1</sup> / <sub>2</sub> x 2 <sup>3</sup> / <sub>8</sub>	10	80	128.26	3722
<b>PROVENCE SLAB LARGE SQUARE (SPECIAL ORDER)</b>				
22 <sup>1</sup> / <sub>2</sub> x 22 <sup>1</sup> / <sub>2</sub> x 2 <sup>3</sup> / <sub>8</sub>	6	20	83.88	2434
<b>PROVENCE SLAB LARGE RECTANGLE (SPECIAL ORDER)</b>				
15 x 30 x 2 <sup>3</sup> / <sub>8</sub>	9	20	83.97	2436

## COPING, EDGERS & STEPS SPECIFICATIONS

PRODUCT NAME/ DIMENSIONS	NUMBER OF LAYERS	PIECES/ PALLET	SQFT OR LNFT/ PALLET	WEIGHT/ PALLET (LBS)
<b>ANGLIA EDGER (ANTIQUED IS SPECIAL ORDER)</b>				
8 x 17 <sup>7</sup> / <sub>8</sub> x 4 <sup>1</sup> / <sub>2</sub> 8 x 15 <sup>1</sup> / <sub>2</sub> x 4 <sup>1</sup> / <sub>2</sub> 8 x 10 <sup>1</sup> / <sub>2</sub> x 4 <sup>1</sup> / <sub>2</sub> 8 x 7 <sup>7</sup> / <sub>8</sub> x 4 <sup>1</sup> / <sub>2</sub>	3		69.75 LNFT per Cube	2678
<b>LANDINGS STEP UNIT</b>				
6 x 48 x 18	2	2		860
<b>MARINA COPING *SOLD BY THE PIECE *TUMBLED ALSO AVAILABLE</b>				
5 <sup>1</sup> / <sub>16</sub> x 11 <sup>1</sup> / <sub>16</sub> x 2 <sup>3</sup> / <sub>8</sub>	4	168		2184



# PERMEABLE PAVER SPECIFICATIONS

PRODUCT NAME/ DIMENSIONS	NUMBER OF LAYERS	PIECES/ PALLET	SQFT/ PALLET	WEIGHT/ PALLET (LBS)
<b>AQUA ROC I</b>				
4½ x 9 x 3⅜	8	320	90	3047

<b>ECO DUBLIN 3-PIECE MODULAR *SOLD AS FULL PALLET ONLY</b>				
6⅞ x 3 ⅞ x 3⅞				
6⅞ x 6⅞ x 3⅞				
6⅞ x 10¼ x 3⅞				
<b>Total</b>	<b>8</b>		<b>91.6</b>	<b>3156</b>

<b>TURFSTONE *SOLD AS FULL PALLET ONLY</b>				
15¾ x 23⅝ x 3⅞	8	32	84	1915

# WALL SPECIFICATIONS

PRODUCT NAME/ UNIT NAME	HEIGHT INCHES	LENGTH INCHES	DEPTH INCHES	UNITS/ PALLET	SQFT OR LNFT/ PALLET	WEIGHT/ PALLET LBS.
<b>BELAIR WALL FREESTANDING/RETAINING AND ACCESSORIES</b>						
Retaining Wall Small	6	8	8	60	30	2420
Retaining Wall Large	6	16	8			
Retaining Wall Large with Joint	6	16	8			
Freestanding Wall Small	6	8/6	11	36	18	1800
Freestanding Wall Large	6	16 / 14	11			
Corner / Column	6	16	8	20		1400
Cap end	3	8	13½	36		882
Wall End	6	8	11	42		1550
Wall Cap	3	8 / 7	13½	144	90 LNFT	3420

<b>BROOKSHIRE WALL</b>						
3" Freestanding Wall	3	16/14	9	150	32	3160
	3	12/10	9			
	3	6/4	9			
6" Freestanding Wall	6	16/14	9	75	32	3210
	6	12/10	9			
	6	6/4	9			
3" Corner/Column	3	15/14	9	96	29	2844
6" Corner/Column	6	15/14	9	48	29	2892
Cap	3	18/12	13			

# WALL SPECIFICATIONS

PRODUCT NAME/ UNIT NAME	HEIGHT INCHES	LENGTH INCHES	DEPTH INCHES	UNITS/ PALLET	SQFT OR LNFT/ PALLET	WEIGHT/ PALLET LBS.
<b>DIAMOND 9D RETAINING WALL SYSTEM AND ACCESSORIES</b>						
Block	6	17¾	9	60	44.4	3300
6" Stone Cut Corner	6	12	8	36		3380
Cap	3	18/12	13	81	101.25 LNFT	4050

<b>DIAMOND PRO PS WALL SYSTEM AND ACCESSORIES</b>						
Block	8	18	12	48	48	3552
Corner	8	18	9	30		4370
4" Universal Cap	4	17¼ / 12	10¾	72		4125
Pins		5 x 0.5 dia.		100 per box		

<b>MEGA-TANDEM (NEED 2 CONNECTORS PER UNIT, 2 SIZES AVAILABLE: 22 5/16 OR 41 5/16)</b>						
Veneer Unit (Textured or Smooth)	12	24	3	48	96	3028
Mega-Tandem Cap	3 ¼	24	15	32	64 lnft	2920

<b>TANDEM WALL SYSTEM (INCLUDES TWO 8" CONNECTORS PER UNIT)</b>						
Ashlar Tandem or Solid Unit 1	7	13¾	3	90	70	2032
Ashlar Tandem or Solid Unit 2	7	15¾	3			
Ashlar Tandem or Solid Unit 3	7	18¾	3			
Tandem Wall Cap	3¼	24	15	32	64 LNFT	3136
Lafitt Column Cap	3¼	24	24	16		2400
Tandem Column Kit Kit includes 48 Veneers, 2 Steel Cages & 2 Bags of Connectors	42	21½	21½	2 Columns		

<b>U START BASE BLOCK</b>						
Weight per Piece: 47 lbs	18¾	12	3½	56	73.36 LNFT	3052

<b>WESTON STONE</b>						
Block	4	12	8	120	40	3620

<b>WESTON STONE FIRE PIT KIT - SQUARE</b>						
Metal Insert Sold Separately	4	12	8	48		

<b>COUNTRYSIDE FIRE PIT KIT (KIT INCLUDES 30" INSERT, BAG OF SAND &amp; 64 UNITS)</b>						
with Flange	4	9/ 6	8	64		1500
without Flange	4	9/ 6	8	64		1500



# PEACE OF MIND, GUARANTEED

## LIFETIME TRANSFERABLE LIMITED WARRANTY

Oldcastle® APG, Inc. ("Belgard") is proud to inform you that all of our interlocking concrete paver and retaining walls ("Products") meet and/or exceed the requirements of ASTM C-936 and ASTM C-1372. Belgard® guarantees its Products against these standards for the lifetime of the Product defined by ICPI. This guarantee does not apply to splitting, chipping or other breakage that could be caused by impact, abrasion or overloading. This warranty is transferable. The original proof of purchase is required.

This warranty is only valid if the material is installed under the guidelines of the ICPI ([www.ICPI.org](http://www.ICPI.org)), The NCMA ([www.ncma.org](http://www.ncma.org)) or the Belgard Installation Guideline Manual. Improper installation voids this warranty. This warranty is for residential applications only and does not apply to commercial applications. It is recommended that the job be installed by a Belgard Contractor who provides a guaranty of their workmanship for a minimum of 3 years from the date of install. For warranty service, contact Belgard at 1-800-BELGARD. A service representative will investigate your claim within 10 business days. If the Belgard product fails to meet the specifications, Belgard will replace the defective product at no charge. Color matching cannot be guaranteed. Belgard will not be responsible for any replacement labor, consequential damages or incidental damages. This warranty gives you specific legal rights, and you may also have other rights which vary from state to state. Some states do not allow for the exclusion or limitation of incidental or consequential damages, so the above limitation or exclusion may not apply to you. All other warranties, express or implied are waived.

For specific information regarding warranty coverage and exclusions in regards to the Elements and Porcelain Paver products, please visit: [Belgard.com/Warranty](http://Belgard.com/Warranty)

## STAY CONNECTED



OutdoorLivingbyBelgard



Belgard



BelgardHardscapes



Belgard



BelgardOutdoorLiving



Belgard.com/Blog



**Oldcastle APG**  
A CRH COMPANY

## ANCHOR UPSTATE NEW YORK LOCATION

735 Wangum Rd  
Fishers NY 14453  
1-800-444-2103

